




**HAVELLS**



LOOK UP TO  
**TABLE  
FANS**



## VELOCITY NEO-HS



Double Ball Bearing

- High speed motor for better air delivery
- Smooth oscillation
- Superior low voltage performance

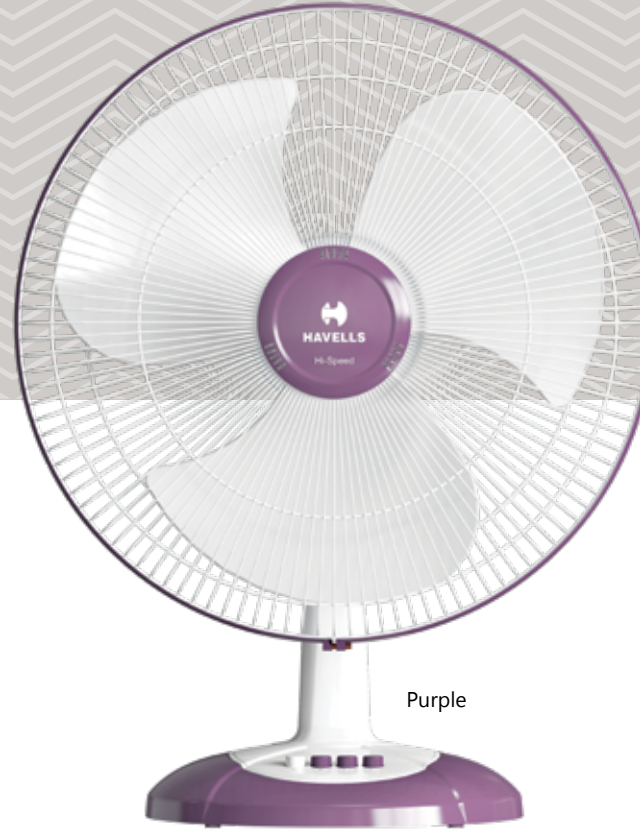
White




STAR RATING	SWEEP	POWER INPUT	SPEED	AIR DELIVERY
NA	400 mm	120 W	2100 r/min	95 m <sup>3</sup> /min



# SWING LX HS



Purple



Cool Blue





Double Ball Bearing

- High speed motor for better air delivery
- Smooth oscillation
- Superior low voltage performance


STAR RATING	SWEEP	POWER INPUT	SPEED	AIR DELIVERY
NA	400 mm	120 W	2100 r/min	95 m <sup>3</sup> /min



## ACCELERO HS/NS



White Red



White Grey




- Hi-speed motor for better air delivery
- Smooth oscillation

STAR RATING	SWEEP	Variant	POWER INPUT	SPEED	AIR DELIVERY
NA	400 mm	High Speed	120 W	2100 r/min	95 m <sup>3</sup> /min
NA	400 mm	Normal Speed	55 W	1350 r/min	65 m <sup>3</sup> /min


Model is available with High and Normal Speed Variant.




# SWING LX



Cherry



White



- Smooth oscillation
- Pivot arrangement for tilting & oscillation
- Aerodynamically designed & balanced PP blades


STAR RATING	SWEEP	POWER INPUT	SPEED	AIR DELIVERY
NA	400 mm	55 W	1350 r/min	65 m <sup>3</sup> /min



# SAMEERA



White



Grey




- Jerk free oscillation
- Pivot arrangement for tilting & oscillation
- Aerodynamically designed & balanced PP blades

STAR RATING	SWEEP	POWER INPUT	SPEED	AIR DELIVERY
NA	400 mm	55 W	1350 r/min	65 m <sup>3</sup> /min





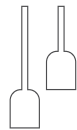




LOOK UP TO  
**WALL  
FANS**



## GIRIK GOLD



Pull cord for Speed  
& Oscillation

- Wooden texture body & blade to complement room decor
- Golden guards & trim for premium look
- Pull cord for On/Off, Speed & Oscillation

STAR RATING	SWEEP	POWER INPUT	SPEED	AIR DELIVERY
NA	400 mm	55 W	1350 r/min	65 m <sup>3</sup> /min





# AINDRILA



- Upto 8 hours timer
- Remote control operation
- Soft touch panel for fan operation
- ABS body for high strength and gloss
- Standard, Natural, Breeze & Sleep Mode
- Additional fuse for protection against high voltage & spikes

STAR RATING	SWEEP	POWER INPUT	SPEED	AIR DELIVERY
NA	400 mm	55 W	1350 r/min	65 m <sup>3</sup> /min



Brown Black



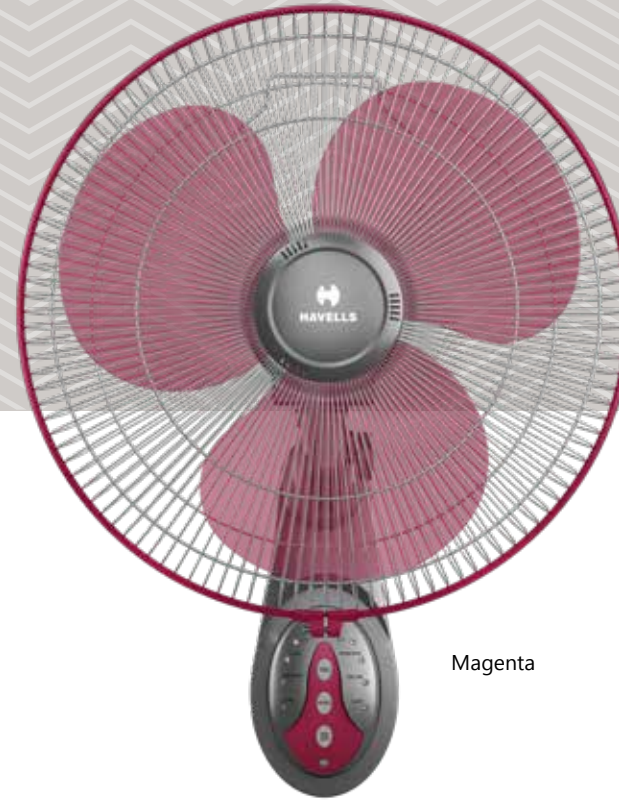
Blue Grey



Dusty Rose White



## PLATINA BLDC

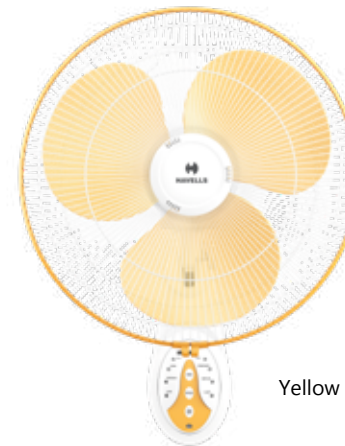


Magenta

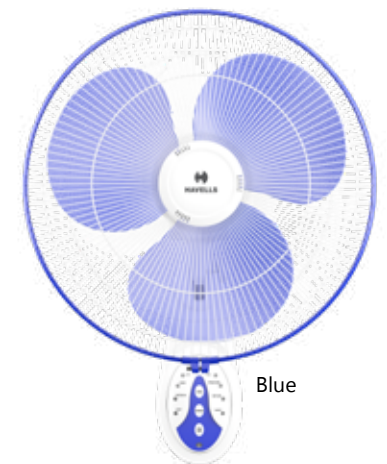


**BLDC INVERTER**  
TECHNOLOGY

- Sturdy and well built design
- High performance motor for better air delivery
- Smooth oscillation
- Aerodynamically designed & balanced heavy duty PP blades



Yellow



Blue


STAR RATING	SWEEP	POWER INPUT	SPEED	AIR DELIVERY
	400 mm	28 W	1350 r/min	65 m <sup>3</sup> /min



## PLATINA REMOTE



- Smooth oscillation with synchronous motor
- I.R. remote control
- High performance motor
- Aerodynamically designed & balanced heavy duty PP blades



White

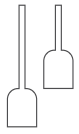
STAR RATING	SWEEP	POWER INPUT	SPEED	AIR DELIVERY
NA	400 mm	55 W	1350 r/min	65 m <sup>3</sup> /min



## PLATINA - HS




Double Ball Bearing



Pull cord for Speed & Oscillation



- Smooth oscillation
- Aerodynamically designed balanced heavy duty PP blade



White

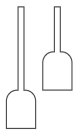

STAR RATING	SWEEP	POWER INPUT	SPEED	AIR DELIVERY
NA	400 mm	120 W	2100 r/min	95 m <sup>3</sup> /min



# PLATINA



White




Pull cord for Speed & Oscillation

- High performance motor for better air delivery
- Smooth oscillation
- Aerodynamically designed & balanced heavy duty PP blades

STAR RATING	SWEEP	POWER INPUT	SPEED	AIR DELIVERY
NA	400 mm	55 W	1350 r/min	65 m <sup>3</sup> /min

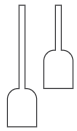




## MARVEL WIND HS




Double Ball Bearing



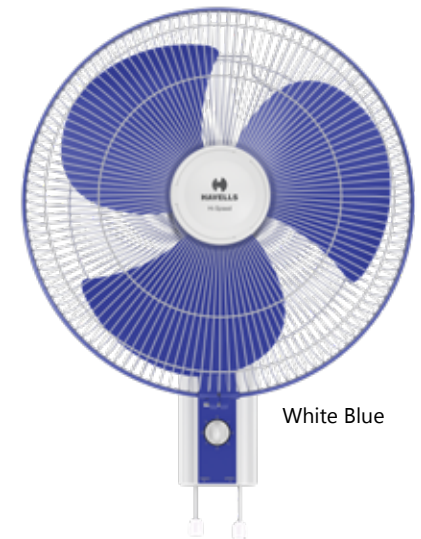
Pull cord for Speed & Oscillation



- High performance motor for better air delivery
- Smooth oscillation
- Aerodynamically designed & balanced heavy duty PP blades




White Yellow



White Blue

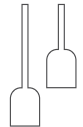
STAR RATING	SWEEP	POWER INPUT	SPEED	AIR DELIVERY
NA	400 mm	120 W	2100 r/min	95 m <sup>3</sup> /min



# AIRBALL-HS



Double Ball Bearing




Pull cord for Speed & Oscillation



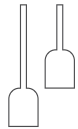
White

- Smooth oscillation
- Aerodynamically designed & balanced propeller type blades

STAR RATING	SWEEP	POWER INPUT	SPEED	AIR DELIVERY
NA	450 mm	110 W	1750 r/min	100 m <sup>3</sup> /min



## ACCELERO - HS / NS





Pull cord for Speed  
& Oscillation

- Smooth oscillation
- Pull cord for 3-speed control

STAR RATING	SWEEP	Variant	POWER INPUT	SPEED	AIR DELIVERY
NA	300 mm	High Speed	90 W	2000 r/min	65 m <sup>3</sup> /min
NA	400 mm	High Speed	120 W	2100 r/min	95 m <sup>3</sup> /min
NA	300 mm	Normal Speed	50 W	1350 r/min	55 m <sup>3</sup> /min
NA	400 mm	Normal Speed	55 W	1350 r/min	65 m <sup>3</sup> /min

Model is available with High and Normal Speed Variant.





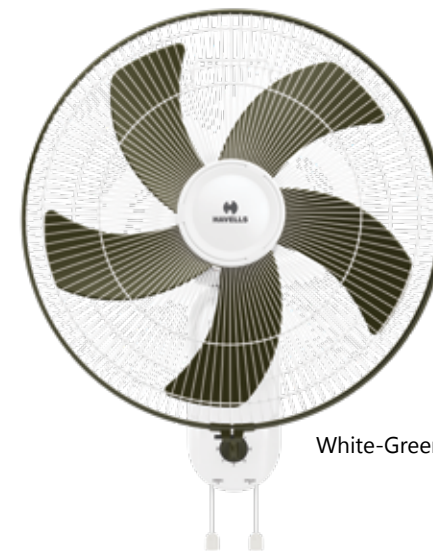
## PENTAFORCE



- Smooth oscillation
- Aerodynamically designed & balanced propeller type blades




Grey-Wine



White-Green

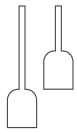
STAR RATING	SWEEP	POWER INPUT	SPEED	AIR DELIVERY
NA	400 mm	62 W	1350 r/min	65 m <sup>3</sup> /min



## D'ZIRE HS



Double Ball Bearing\*




Pull cord for Speed & Oscillation



- Elegantly designed fan base in round shape
- Stylish contemporary look
- Pull cord control for speed & oscillation

STAR RATING	SWEEP	POWER INPUT	SPEED	AIR DELIVERY
NA	230 mm	45 W	2800 r/min	30 m <sup>3</sup> /min
NA	300 mm	90 W	2000 r/min	65 m <sup>3</sup> /min

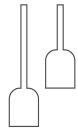
\*Only available in 300 mm sweep



White



# D'ZIRE



Pull cord for Speed & Oscillation

- Elegantly designed fan base in round shape
- Stylish contemporary look
- Pull cord control for speed & oscillation



Grey

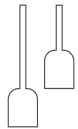
STAR RATING	SWEEP	POWER INPUT	SPEED	AIR DELIVERY
NA	300 mm	50 W	1350 r/min	55 m <sup>3</sup> /min
NA	400 mm	55 W	1350 r/min	65 m <sup>3</sup> /min



## SWING - HS



Double Ball Bearing




Pull cord for Speed & Oscillation




- Elegantly designed fan base
- Pull cord control for speed & oscillation On-Off
- Aerodynamically designed & balanced blades

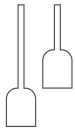

STAR RATING	SWEEP	POWER INPUT	SPEED	AIR DELIVERY
NA	300 mm	90 W	2000 r/min	65 m <sup>3</sup> /min
NA	400 mm	120 W	2100 r/min	95 m <sup>3</sup> /min



White




# SWING




Pull cord for Speed & Oscillation

- Elegantly designed fan base
- Pull cord control for speed & oscillation On-Off
- Aerodynamically designed balanced blades



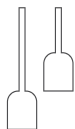

Off White

STAR RATING	SWEEP	Variant	POWER INPUT	SPEED	AIR DELIVERY
NA	300 mm	Normal Speed	50 W	1350 r/min	55 m <sup>3</sup> /min
	400 mm	Normal Speed	55 W	1350 r/min	65 m <sup>3</sup> /min



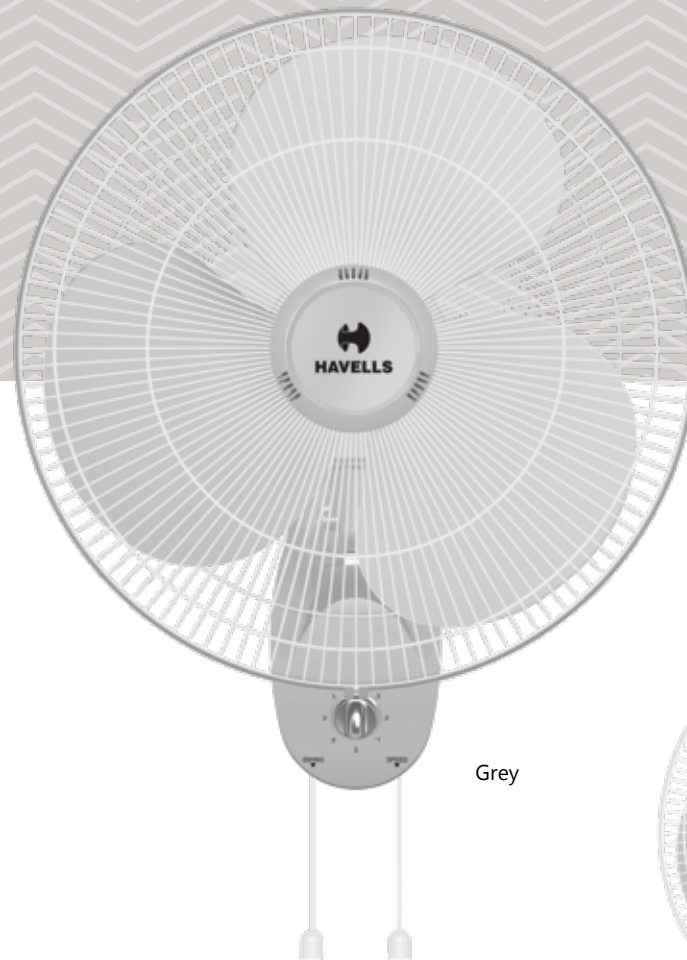


# SAMEERA

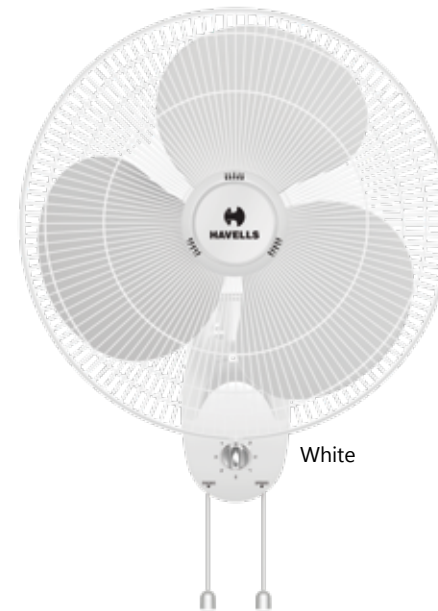


Pull cord for Speed & Oscillation

- Elegant looks
- High Air Delivery
- Attractive colour combinations



Grey



White

STAR RATING	SWEEP	POWER INPUT	SPEED	AIR DELIVERY
NA	400 mm	55 W	1350 r/min	65 m <sup>3</sup> /min



## V3




Black

- Sturdy & heavy duty aluminium blades for high air delivery
- Sleek & stylish design
- Smooth oscillation

STAR RATING	SWEEP	POWER INPUT	SPEED	AIR DELIVERY
NA	450 mm	100 W	1350 r/min	100 m <sup>3</sup> /min



# GIRIK NEO



Black



Pull cord for Speed & Oscillation

- Wider oscillation
- Rust free Aluminium blades
- Powerful motor for high air delivery
- Pull cord control for speed & oscillation

STAR RATING	SWEEP	POWER INPUT	SPEED	AIR DELIVERY
NA	400 mm	55 W	1350 r/min	65 m <sup>3</sup> /min